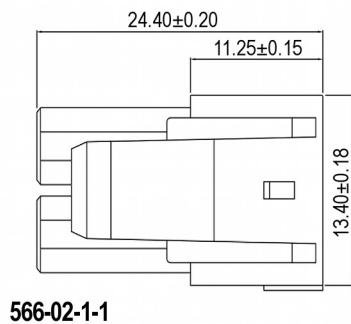
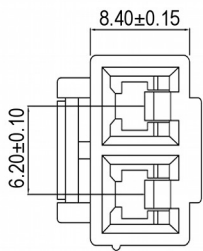

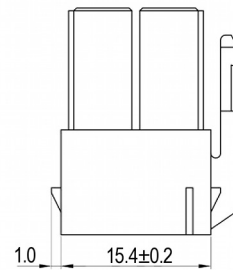
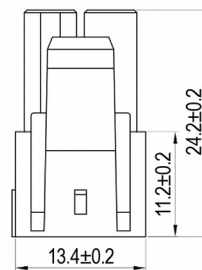


Technische Daten / Technical Data

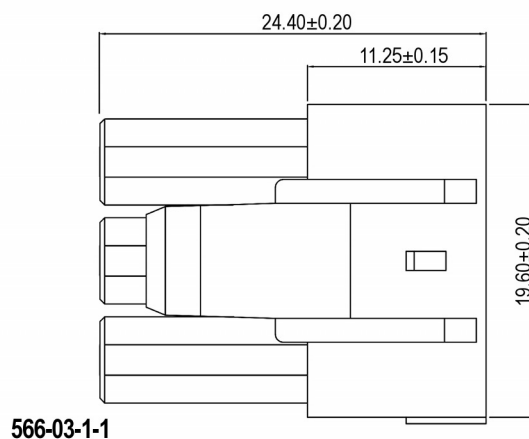
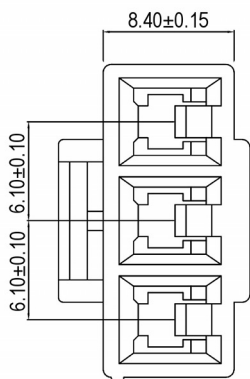
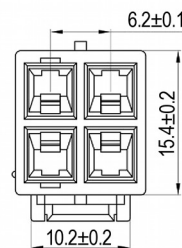
Isolierkörper <i>Insulator</i>	Thermoplast, nach UL94 V-2 (V-0 auf Anfrage) <i>Thermoplastic, rated UL94 V-2 (V-0 on request)</i>
Kontaktfläche <i>Contact Surface</i>	Verzinkt <i>Tin plated</i>
Aderquerschnitt <i>Applicable wire Gauge</i>	AWG 18 ~ 14
Durchgangswiderstand <i>Contact Resistance</i>	< 10 mΩ
Isolationswiderstand <i>Insulation Resistance</i>	> 1000 MΩ
Spannungsfestigkeit <i>Test Voltage</i>	2 kV AC
Nennspannung <i>Voltage Rating</i>	300 V AC/DC
Nennstrom <i>Current Rating</i>	20 A max.
Temperaturbereich <i>Temperature Range</i>	-25 °C ... +85 °C



566-02-1-1



566-04-1-2

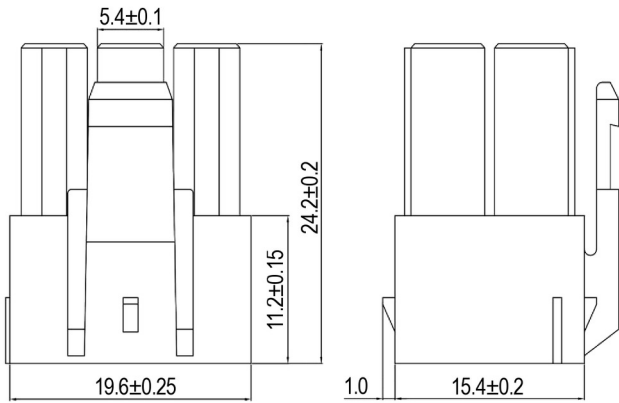


566-03-1-1

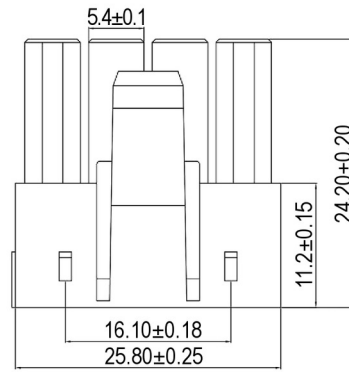
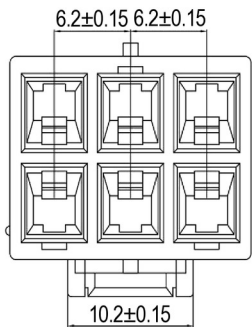
566

Crimp-Rast-Stift- & Buchsenleisten RM 6,20mm

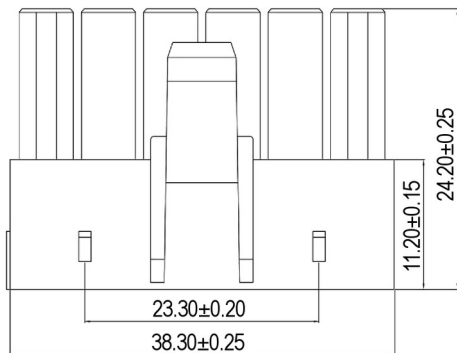
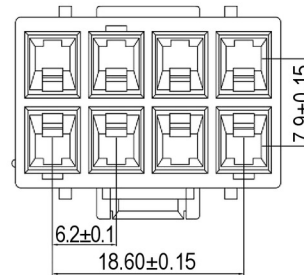
Friction Lock Pin & Female Headers 6.20mm Pitch



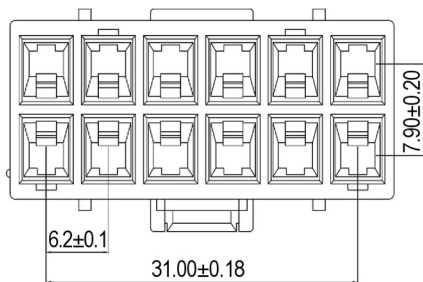
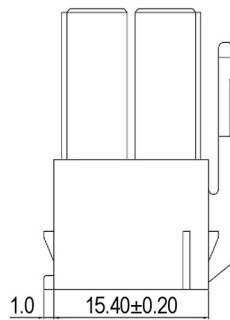
566-06-1-2



566-08-1-2



566-12-1-2



Series

566

Contacts*

04

02/03 Einreihig
Single row
04/06/08/12 Zweireihig
Double row

Type

1

1 Buchsengehäuse
Housings for female terminals

Rows*

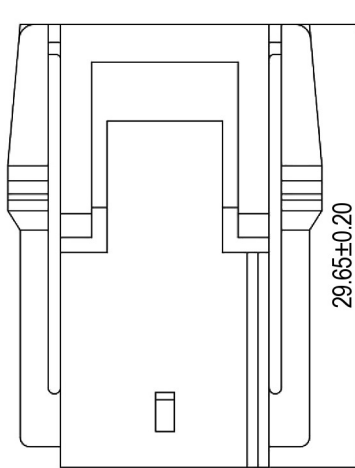
2

1 Einreihig
Single row
2 Zweireihig
Double row

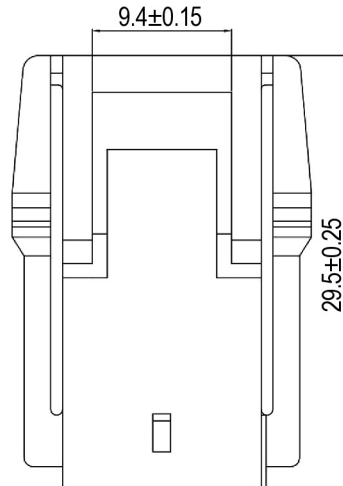
Material*

..

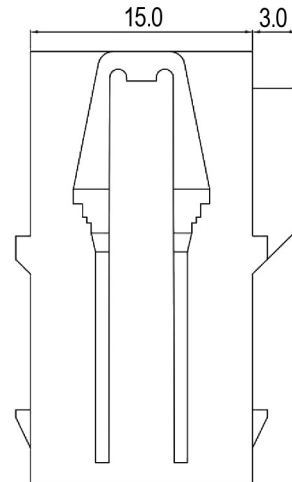
[.] UL94 V-2 (Standard)
0 UL94 V-0



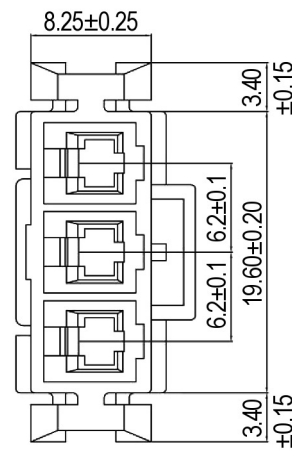
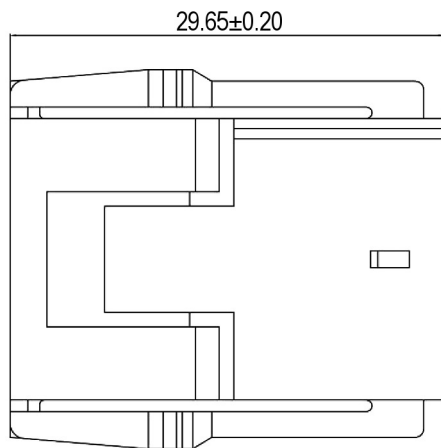
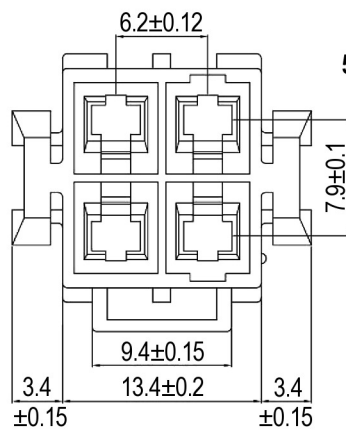
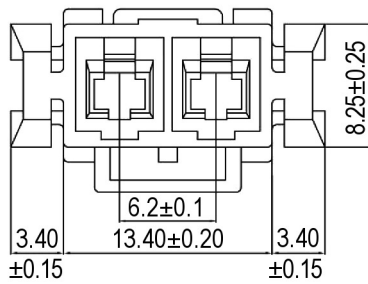
566-02-5-1



566-04-5-2



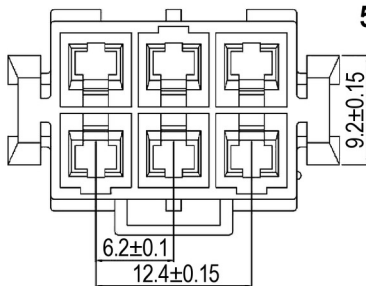
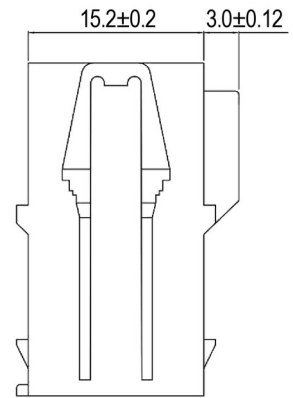
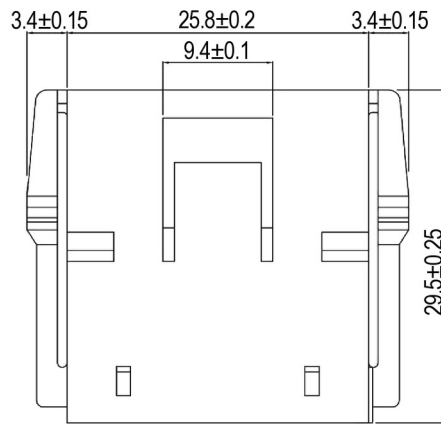
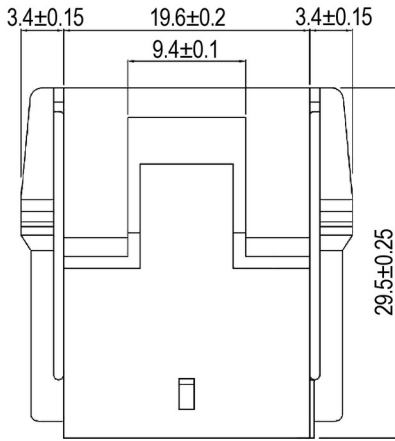
566-03-5-1



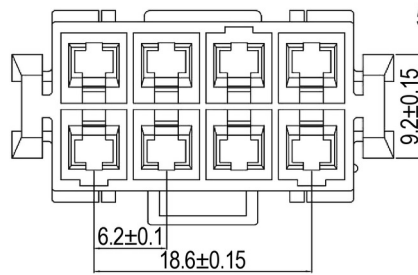
566

Crimp-Rast-Stift- & Buchsenleisten RM 6,20mm

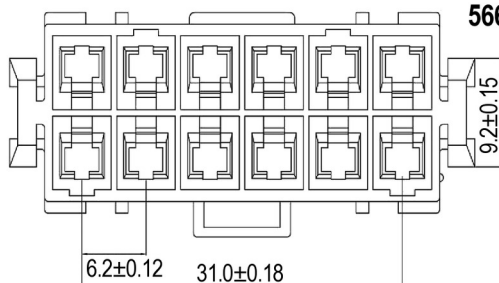
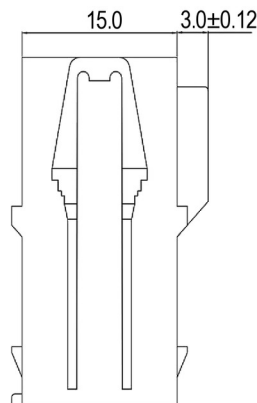
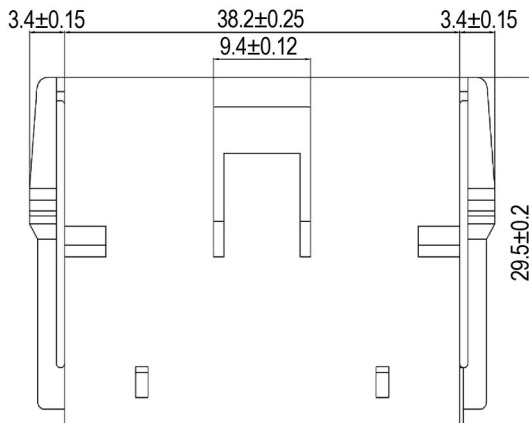
Friction Lock Pin & Female Headers 6.20mm Pitch



566-06-5-2



566-08-5-2



566-12-5-2

Series

566

Contacts*

03

02/03 Einreihig
Single row

04/06/08/12 Zweireihig
Double row

Type

5

5 Steckergehäuse
Housings for male terminals

Rows*

1

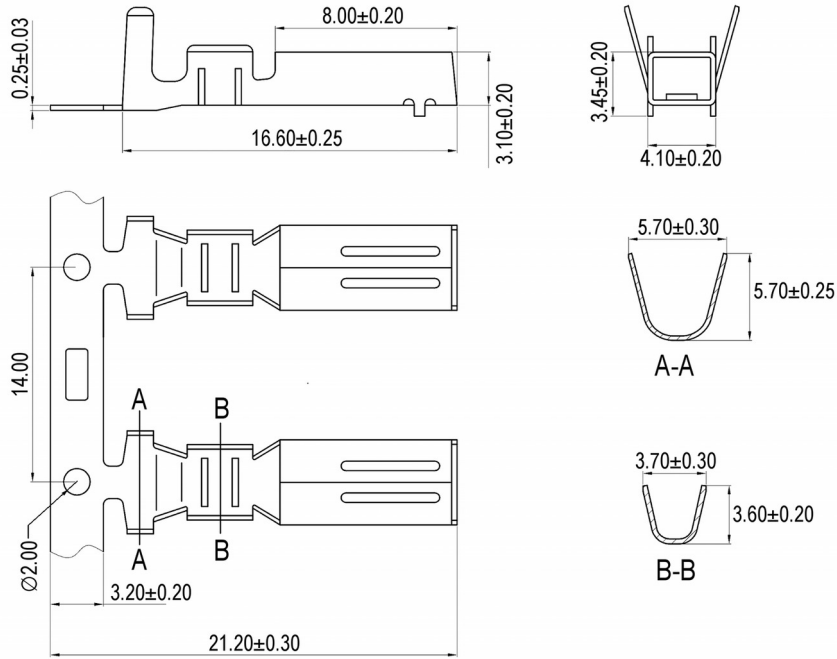
1 Einreihig
Single row
2 Zweireihig
Double row

Material*

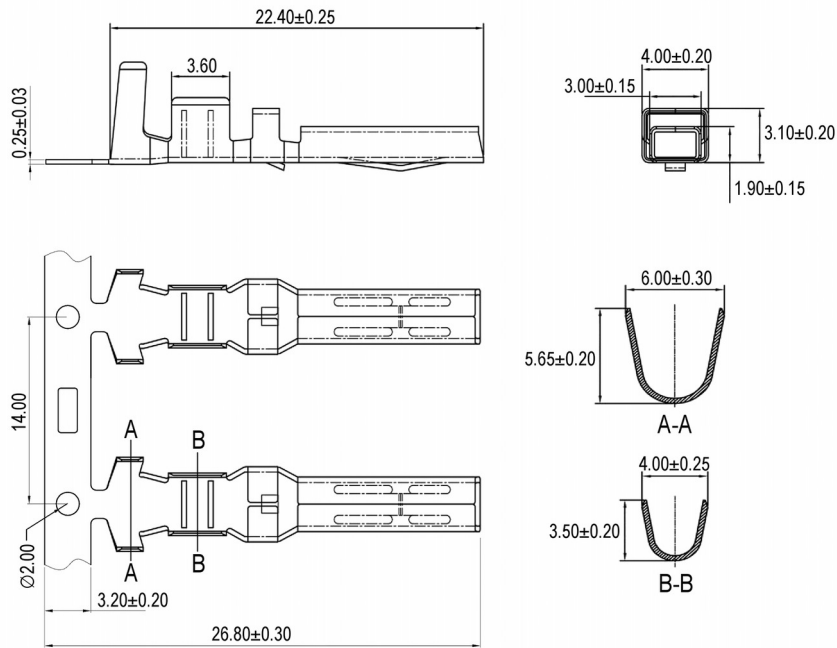
..

[..] UL94 V-2 (Standard)

0 UL94 V-0



566-01-2-50



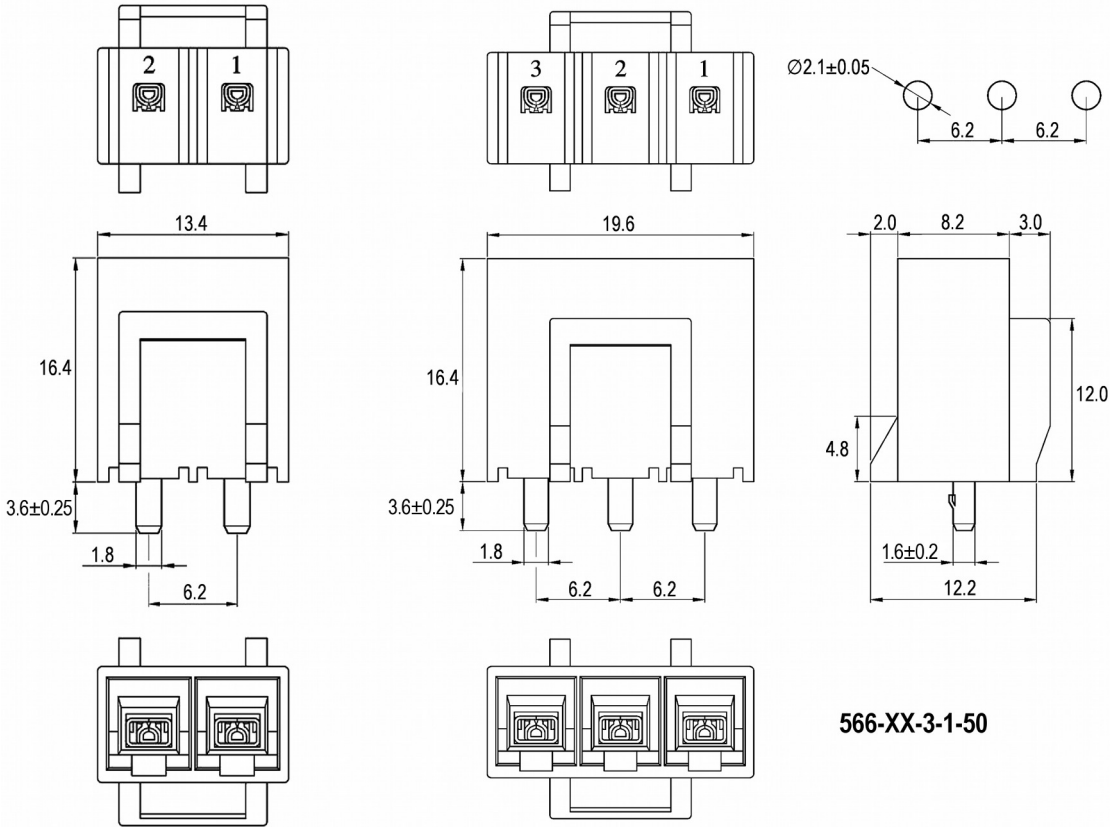
566-01-6-50

Series	Contacts	Type*	Plating
566	01 01	2 2 Buchsenkontakte Female terminals 6 Stiftkontakte Male terminals	50 50 Sn

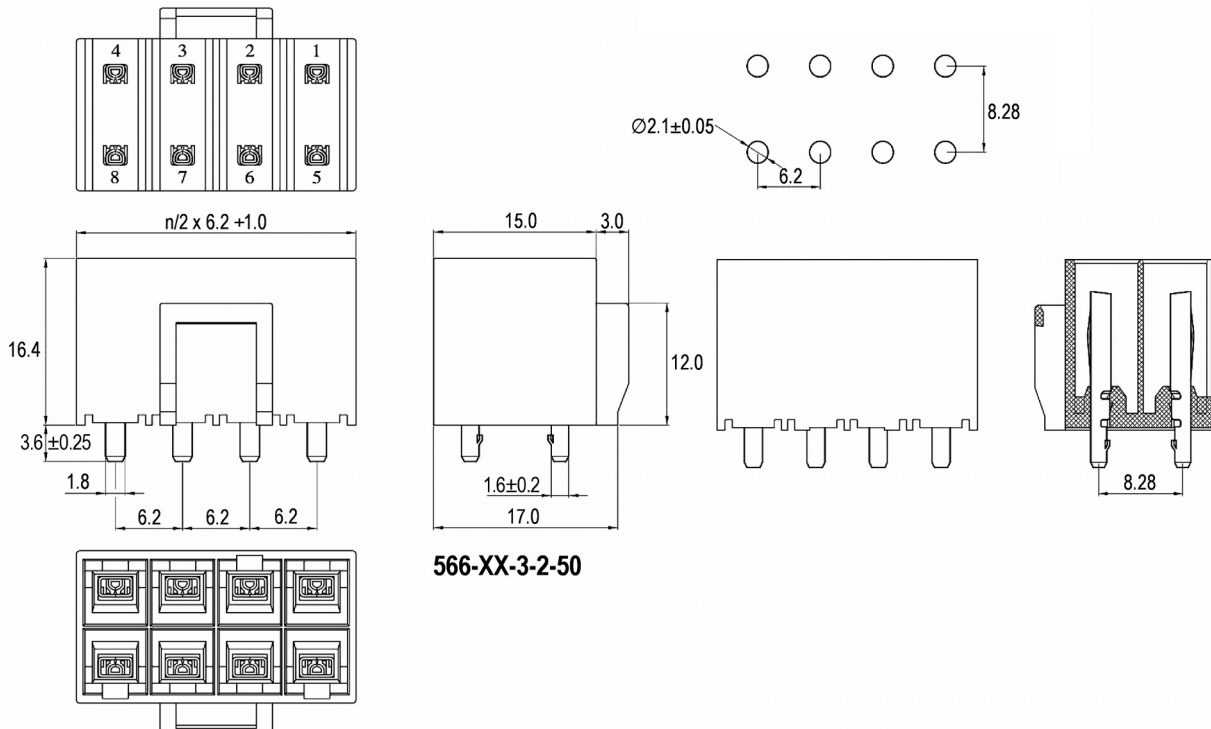
566

Crimp-Rast-Stift- & Buchsenleisten RM 6,20mm

Friction Lock Pin & Female Headers 6.20mm Pitch



566-XX-3-1-50



566-XX-3-2-50

Series

566

566

Contacts*

04

02/03 Einreihig
Single row
04/06/08/12 Zweireihig
Double row

Type

3

3 Stiftheisten gerade
Pin headers straight

Rows*

2

1 Einreihig
Single row
2 Zweireihig
Double row

Plating

50

50 Sn

Material*

..

[..] UL94 V-2 (Standard)
0 UL94 V-0

* Dies ist ein **Bestellbeispiel** -
bitte durch Ihre Spezifikationen ersetzen.
* This is an **order example** -
please replace by your specifications.

wppro.com/serie/XXX
wppro.com/en/serie/XXX

Design- und technische Änderungen auch ohne vorherige Ankündigung vorbehalten.
Design and/or technical specifications may change without prior notice.

W+P (+49) 5223 98507-0
WE CONNECT IT sales@wppro.com