


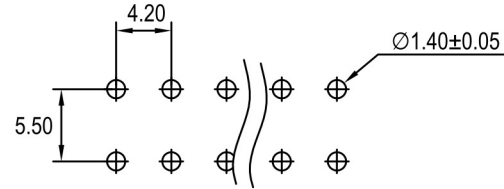
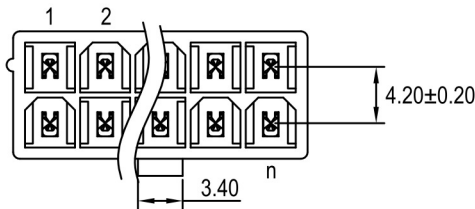
Crimp-Rast-Stiftleisten RM 4,20mm, gerade / gewinkelt - mit Befestigungsoptionen Friction Lock Pin Headers 4.20mm Pitch, Straight / Right-Angled - with Mounting Options

Technische Daten / Technical Data

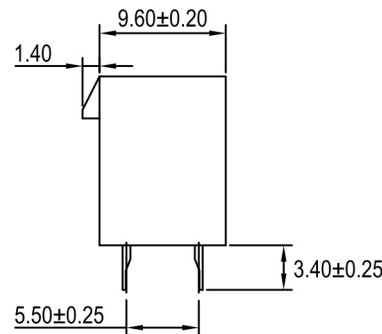
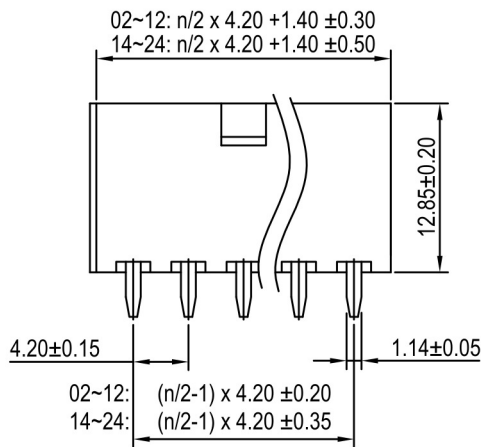
Isolierkörper	Thermoplast, UL94 V-2 (-HT: UL94 V-0)
Insulator	Thermoplastic, UL94 V-2 (-HT: UL94 V-0)
Kontaktmaterial	Kupferlegierung
Contact Material	Copper alloy
Kontaktoberfläche	Lt. Oberflächenoptionen, über Ni
Contact Surface	Acc. to options (see below), over Ni
Durchgangswiderstand	< 20 mΩ
Contact Resistance	< 20 mΩ
Isolationswiderstand	> 1000 MΩ
Insulation Resistance	> 1000 MΩ
Spannungsfestigkeit	1,5 kV AC
Test Voltage	1.5 kV AC
Nennspannung	600 V AC/DC
Voltage Rating	600 V AC/DC
Nennstrom	7 A AC/DC
Current Rating	7 A AC/DC
Temperaturbereich	-25 °C ... +85 °C
Temperature Range	-25 °C ... +85 °C
Verarbeitung	Wellenlötverfahren (-HT: Reflow-Lötverfahren)
Processing	Wave soldering (-HT: Reflow soldering)



© W+P PRODUCTS



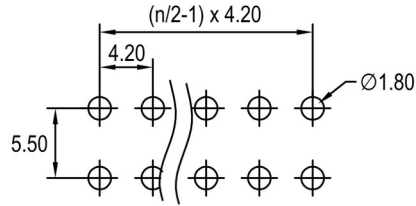
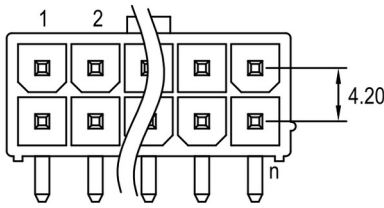
Recommended PCB Layout



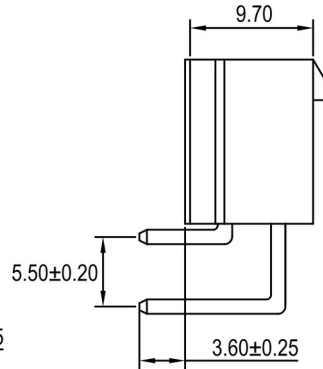
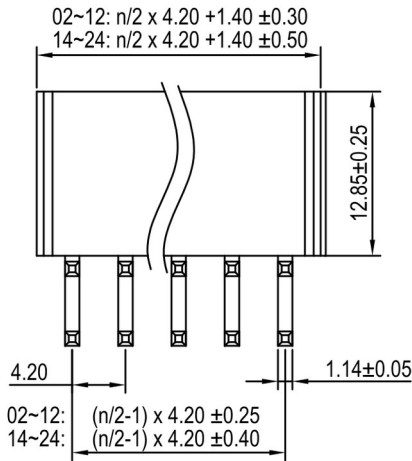
Series	Contacts	Type	Plating	Material*
544	08 02-24	07 07 Stiftleiste gerade, ohne Kragen Pin header straight, w/o collar	50 50 Sn	.. HT Für Reflow-Löten For reflow soldering

544

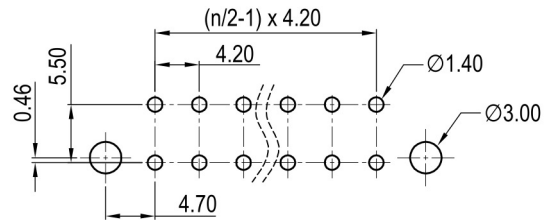
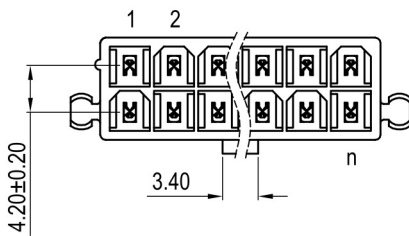
Crimp-Rast-Stiftleisten RM 4,20mm, gerade / gewinkelt - mit Befestigungsoptionen Friction Lock Pin Headers 4.20mm Pitch, Straight / Right-Angled - with Mounting Options



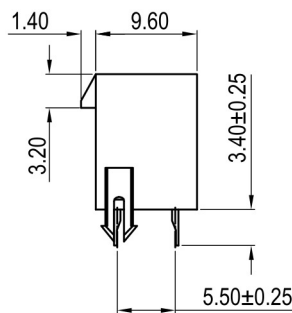
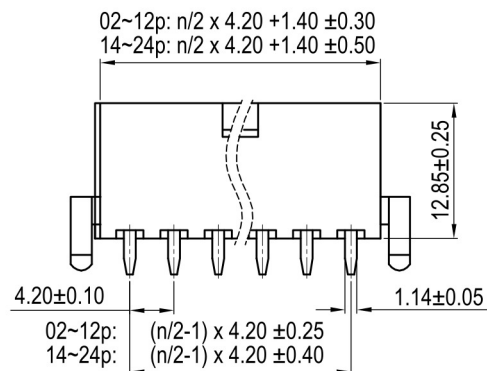
Recommended PCB Layout



Series	Contacts	Type	Plating	Material*
544	08 02-24	08 08 Stiftleiste gewinkelt, ohne Kragen Pin header right-angled, w/o collar	50 50 Sn	.. HT Für Reflow-Löten For reflow soldering

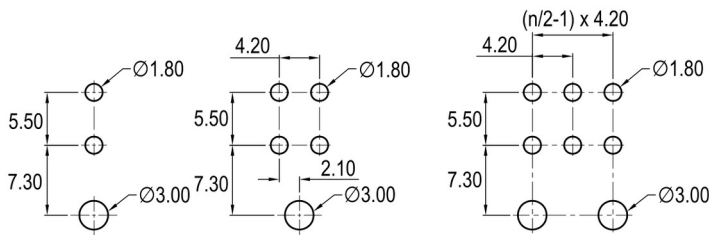
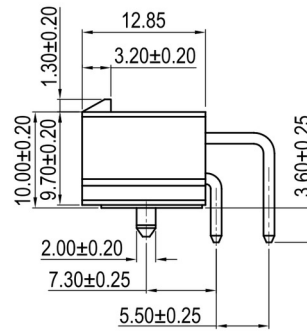
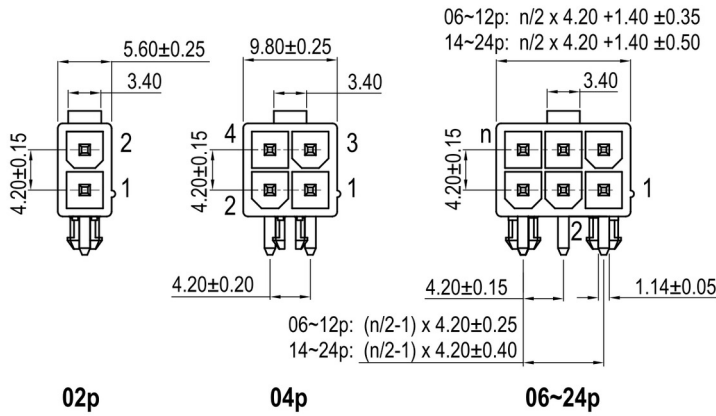


Recommended PCB Layout

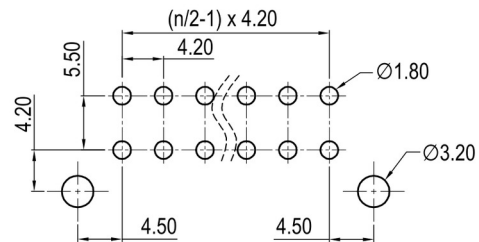
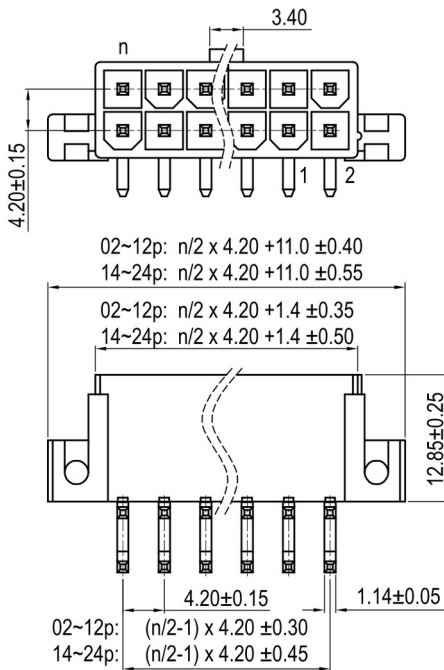


Series	Contacts	Type	Plating	Material*
544	06 02-24 Zweireihig Double row	12 12 Stiftleiste gerade mit Rastclips Pin header straight with rast clips	50 50 Sn	.. HT Für Reflow-Löten For reflow soldering

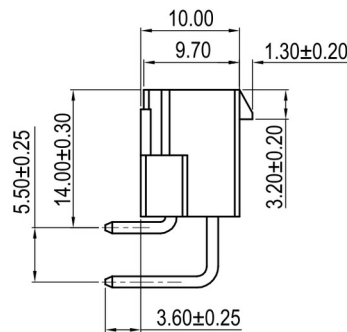
Crimp-Rast-Stiftleisten RM 4,20mm, gerade / gewinkelt - mit Befestigungsoptionen Friction Lock Pin Headers 4.20mm Pitch, Straight / Right-Angled - with Mounting Options



Recommended PCB Layout
Recommended PCB Thickness 1.78mm



Recommended PCB Layout



Series	Contacts	Type*	Plating	Material*
544	06 02-24 Zweireihig Double row	10 10 Stiftleiste gewinkelt mit Rastclips Pin header right-angled with rast clips 09 Stiftleiste gewinkelt mit Flanschen Pin header right-angled with flanges	50 50 Sn	.. HT Für Reflow-Löten For reflow soldering

* Dies ist ein **Bestellbeispiel** - bitte durch Ihre Spezifikationen ersetzen.
* This is an **order example** - please replace by your specifications.