


710

Buchsenleisten RM 1,27 mm - 1-/2-reihig - Bauhöhe 8,5 mm

Female Header Strips - Pitch 1,27 mm - Single and Double Row - Height 8,5 mm

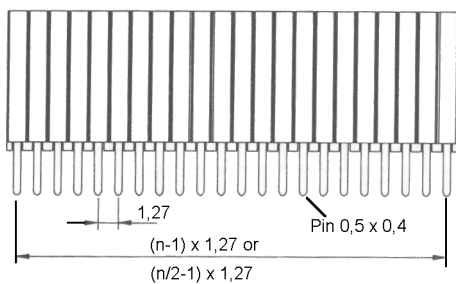
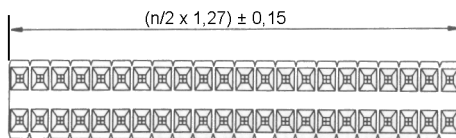
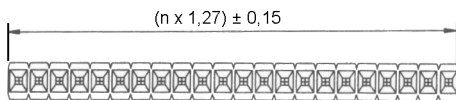
Technische Daten / Technical Data:

Isolierkörper	Thermoplastischer Kunststoff, nach UL94V0
Insulator	Thermoplastic, rated UL94V0
Kontaktmaterial	Kontakt CuZn 30
Contact Material	Contact CuZn 30
Kontaktoberfläche	lt. Oberflächenoptionen, über Ni (1,3-2,5 µm)
Contact Surface	acc. to options (see below), over Ni (1,3-2,5 µm)
Lötbarkeit	IEC512-12A
Solderability	IEC512-12A
Durchgangswiderstand	≤ 20 mOhm
Contact Resistance	≤ 20 mOhm
Isolationswiderstand	> 10 ⁹ Ohm
Insulation Resistance	> 10 ⁹ Ohm
Spannungsfestigkeit	500 V _{AC}
Test Voltage	500 V _{AC}
Nennstrom	1 A
Current Rating	1 A
Temperaturbereich	-40°C...+105°C
Temperature Range	-40°C...+105°C
Verarbeitung	Reflow-Lötverfahren; weitere Informationen in Kapitel T
Processing	Reflow-Soldering, further informations in chapter T

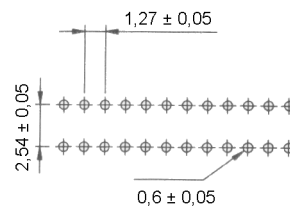
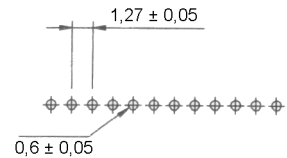
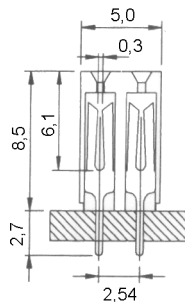
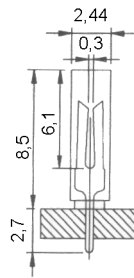


© W+P PRODUCTS

Passende Stiftleisten Serie:
Mates with Male Headers Series:
703



n = Anzahl Kontakte
n = No. of Contacts



Series	Contacts*	Rows*	Clip Plating
710	008	1	00
	003-036-pol. einreihig single row 006-072-pol. zweireihig double row	1 = einreihig single row 2 = zweireihig double row	00 = vergoldet gold plated

(* Bestellbeispiel - Bitte durch Ihre Spezifikationen ersetzen.
* Order example - To be replaced by your specifications.)

TEL.: +49 5223 98507-0
FAX : +49 5223 98507-50

W+P PRODUCTS

E-MAIL: sales@wpro.com
INTERNET: www.wpro.com

Informationen zum Reflow-Lötverfahren

Reflow-Soldering Informations

Reflow-Lötverfahren Reflow-Soldering

Bauteile sollten gemäß folgendem Temperatur-Profil in Anlehnung an die IPC/JEDEC J-STD-020C für bleifreies Löten im Reflowverfahren verarbeitet werden (Maximalwerte):

Profil Eigenschaft	Bleifreies Löten
Durchschnitts-Ramp-Up Rate ($T_{s_{max}}$ to T_p)	3 °C / Sek. Max.
Vorheizen - Temperatur Min ($T_{s_{min}}$) - Temperatur Max ($T_{s_{max}}$) - Zeit ($t_{s_{min}}$ auf $t_{s_{max}}$)	150°C 200°C 60-180 Sekunden
Verbleiben oberhalb: - Temperatur (T_L) - Zeit (t_L)	217°C 60-150 Sekunden
Peak/Klassifizierung Temperatur (T_p)	260°C +/- 5°C
Zeit innerhalb von 5°C um die Peak-Temperatur (t_p)	20-40 Sekunden
Ramp-Down Rate	6°C / Sekunde max.
Zeit von 25°C bis zur Peak-Temperatur	8 Minuten max.

© W+P PRODUCTS

Items should be soldered according to IPC/JEDEC J-STD-020C temperature-profile for leadfree reflow-soldering (maximum values):

Profile Feature	PB-Free assembly
Average Ramp-Up Rate ($T_{s_{max}}$ to T_p)	3 °C / second max.
Preheat - Temperature Min ($T_{s_{min}}$) - Temperature Max ($T_{s_{max}}$) - Time ($t_{s_{min}}$ to $t_{s_{max}}$)	150°C 200°C 60-180 seconds
Time maintained above: - Temperature (T_L) - Time (t_L)	217°C 60-150 seconds
Peak/Classification Temperature (T_p)	260°C +/- 5°C
Time within 5°C of actual Peak Temperature (t_p)	20-40 seconds
Ramp-Down Rate	6°C / second max.
Time 25°C to Peak Temperature	8 minutes max.

Empfohlenes Reflow-Lötprofil:

Recommended Reflow-Soldering profile:



T