


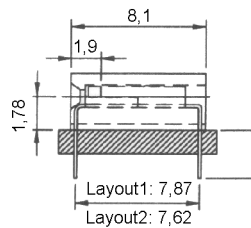
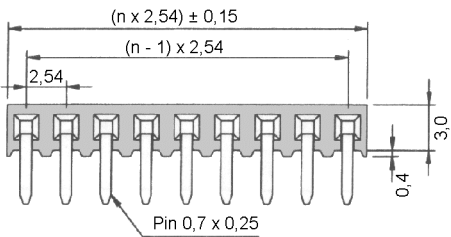
Technische Daten / Technical Data:

Isolierkörper <i>Insulator</i>	Thermoplastischer Kunststoff, nach UL94V0 <i>Thermoplastic, rated UL94V0</i>
Kontaktmaterial <i>Contact Material</i>	Kontakt für Vierkantstift □ 0,635 mm, CuZn 30 <i>Contact for Square Pin □ 0,635 mm, CuZn 30</i>
Kontaktfläche <i>Contact Surface</i>	lt. Oberflächenoptionen, über Ni (1,3-2,5 µm) <i>acc. to options (see below), over Ni (1,3-2,5 µm)</i>
Lötbarkeit <i>Solderability</i>	IEC512-12A <i>IEC512-12A</i>
Durchgangswiderstand <i>Contact Resistance</i>	≤ 20 mOhm <i>≤ 20 mOhm</i>
Isolationswiderstand <i>Insulation Resistance</i>	> 10 ⁹ Ohm <i>> 10⁹ Ohm</i>
Spannungsfestigkeit <i>Test Voltage</i>	1000 V _{DC} <i>1000 V_{DC}</i>
Nennspannung <i>Current Voltage</i>	250 V _{AC} <i>250 V_{AC}</i>
Nennstrom <i>Current Rating</i>	3 A <i>3 A</i>
Temperaturbereich <i>Temperature Range</i>	-40°C...+105°C <i>-40°C...+105°C</i>
Verarbeitung <i>Processing</i>	Reflow-Lötverfahren; weitere Informationen in Kapitel T <i>Reflow-Soldering, further informations in chapter T</i>

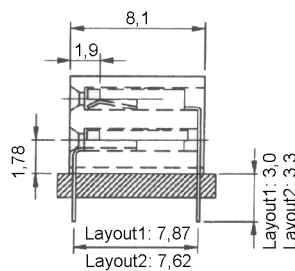
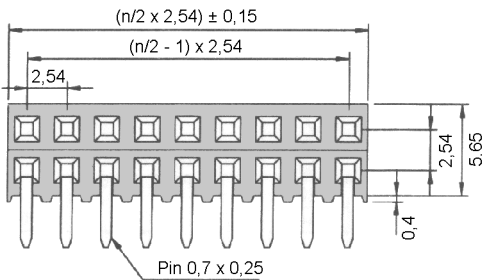


© W+P PRODUCTS

Passender Gegenstecker Serie:
Mates with Connector Series:
966 / 967

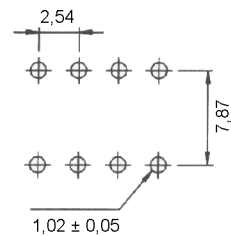


n = Anzahl Kontakte
n = No. of Contacts

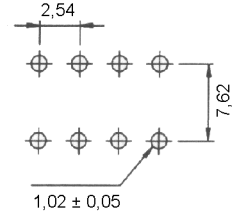


PCB LAYOUT

LAYOUT 1 (assembly side)



LAYOUT 2 (assembly side)



Series	Contacts*	Type*	Layout*	Plating*
388	04	1	1	00
	04-40-pol. einreihig <i>single row</i> 08-80-pol. zweireihig <i>double row</i>	1 = einreihig <i>single row</i> 2 = zweireihig <i>double row</i>	1 = Raster 7,87 mm <i>Dip Spacing</i> 2 = Raster 7,62 mm <i>Dip Spacing</i>	00 = vergoldet <i>gold plated</i> 50 = verzinkt <i>tin plated</i>

(* Bestellbeispiel - Bitte durch Ihre Spezifikationen ersetzen.
* Order example - To be replaced by your specifications.)

Informationen zum Reflow-Lötverfahren

Reflow-Soldering Informations

Reflow-Lötverfahren Reflow-Soldering

Bauteile sollten gemäß folgendem Temperatur-Profil in Anlehnung an die IPC/JEDEC J-STD-020C für bleifreies Lötten im Reflowverfahren verarbeitet werden (Maximalwerte):

Profil Eigenschaft	Bleifreies Lötten
Durchschnitts-Ramp-Up Rate ($T_{s_{max}}$ to T_p)	3 °C / Sek. Max.
Vorheizen - Temperatur Min ($T_{s_{min}}$) - Temperatur Max ($T_{s_{max}}$) - Zeit ($t_{s_{min}}$ auf $t_{s_{max}}$)	150°C 200°C 60-180 Sekunden
Verbleiben oberhalb: - Temperatur (T_L) - Zeit (t_L)	217°C 60-150 Sekunden
Peak/Klassifizierung Temperatur (T_p)	260°C +/- 5°C
Zeit innerhalb von 5°C um die Peak-Temperatur (t_p)	20-40 Sekunden
Ramp-Down Rate	6°C / Sekunde max.
Zeit von 25°C bis zur Peak-Temperatur	8 Minuten max.

© W+P PRODUCTS

Items should be soldered according to IPC/JEDEC J-STD-020C temperature-profile for leadfree reflow-soldering (maximum values):

Profile Feature	PB-Free assembly
Average Ramp-Up Rate ($T_{s_{max}}$ to T_p)	3 °C / second max.
Preheat - Temperature Min ($T_{s_{min}}$) - Temperature Max ($T_{s_{max}}$) - Time ($t_{s_{min}}$ to $t_{s_{max}}$)	150°C 200°C 60-180 seconds
Time maintained above: - Temperature (T_L) - Time (t_L)	217°C 60-150 seconds
Peak/Classification Temperature (T_p)	260°C +/- 5°C
Time within 5°C of actual Peak Temperature (t_p)	20-40 seconds
Ramp-Down Rate	6°C / second max.
Time 25°C to Peak Temperature	8 minutes max.

Empfohlenes Reflow-Lötprofil:

Recommended Reflow-Soldering profile:



T