


9850 / 9860

SMT-Stiftleisten RM 5,08mm, stehend - Power-Kontakte SMT Pin Headers, 5.08mm Pitch, Vertical - Power Contacts

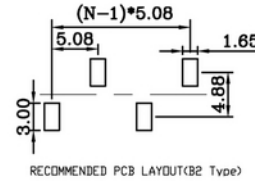
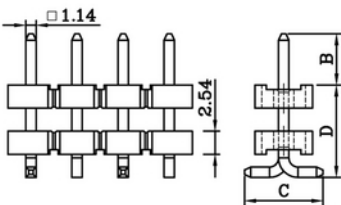
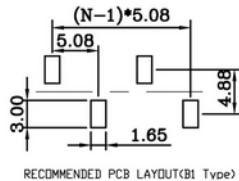
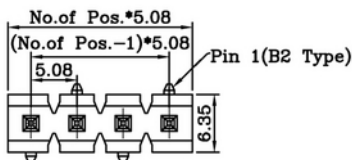
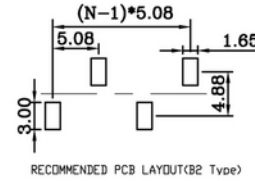
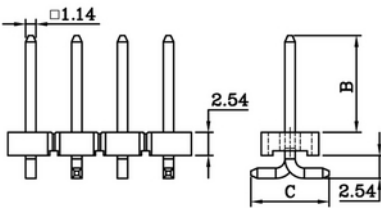
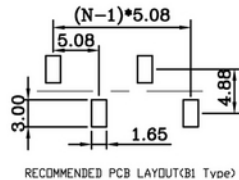
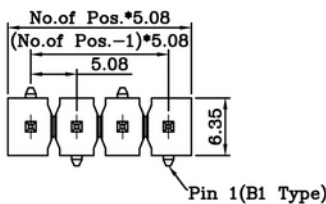
Technische Daten / Technical Data

Isolierkörper	Thermoplastischer Kunststoff, nach UL94 V-0
Insulator	Thermoplastic, rated UL94 V-0
Kontaktmaterial	Vierkantstift 1,14mm, Kupferlegierung
Contact Material	1.14mm square pin, copper alloy
Kontaktoberfläche	Lt. Oberflächenoptionen, über Ni (1,3 ... 2,5µm)
Contact Surface	Acc. to options (see below), over Ni (1.3 ... 2.5µm)
Lötbarkeit	IEC 60512-12A
Solderability	IEC 60512-12A
Durchgangswiderstand	< 20mΩ
Contact Resistance	< 20mΩ
Isolationswiderstand	> 1000MΩ
Insulation Resistance	> 1000MΩ
Spannungsfestigkeit	500V _{AC}
Test Voltage	500V _{AC}
Nennstrom	7,9A
Current Rating	7.9A
Temperaturbereich	-40°C ... +105°C
Temperature Range	-40°C ... +105°C
Verarbeitung	Reflow-Lötverfahren
Processing	Reflow soldering



© W+P PRODUCTS

Passende Buchsenleisten:
Mate with Female Headers:
395/396 3950 3960



Series*	Type*	Contacts*	Rows	Layout*	Plating	Packaging*
9850	10	05	1	1	50	ST
9850 Single Body	10 B=10,72 C=8,64mm (9850)	02-20		1 Layout B1	50 Verzinkt	ST
9860 Dual Body	20 B=12,24 C=8,38mm (9850)			2 Layout B2	Tin plated	PPST
	30 B=5,64 C=8,64 D=10,16mm (9860)					PPTR

Lieferformen / Packaging Options:

ST In Stangen / In tubes
PPST In Stangen mit Pick&Place-Pad / In tubes with Pick&Place-Pad
PPTR Tape & Reel mit P&P-Pad / Tape & Reel with P&P-Pad

* Dies ist ein **Bestellbeispiel** - bitte durch Ihre Spezifikationen ersetzen.
 * This is an **order example** - please replace by your specifications.

TEL +49 5223 98507-0
 FAX +49 5223 98507-50

W+P PRODUCTS

E-MAIL sales@wpro.com
 WEBSITE www.wpro.com

Informationen zum Reflow-Lötverfahren

Reflow Soldering Information

Reflow-Lötempfehlung

Reflow Soldering Recommendation

Die Bauteile sollten gemäß folgendem Temperatur-Profil in Anlehnung an die IPC/JEDEC J-STD-020C für bleifreies Löten im Reflow-Verfahren verarbeitet werden (Maximalwerte).

Profileigenschaft	Kennwert
Temperatur Minimum T_{Smin}	150°C
Temperatur Maximum T_{Smax}	200°C
Dauer $T_{Smin} - T_{Smax}$	60-180s
Temperatur Lötbereich T_L	217°C
Verweildauer oberhalb T_L	60-180s
Ramp-Up Rate $T_{Smax} - T_P$	max. 3°C / s
Höchsttemperatur T_P	260°C ±5
Dauer Höchsttemperatur	20-40s
Ramp-Down Rate $T_{Pmax} - T_{Smin}$	6°C / s
Dauer 25°C - Höchsttemperatur T_P	Max. 8 min

Items should be soldered according to IPC/JEDEC J-STD-020C temperature profile for leadfree reflow soldering (maximum values).

Profile Feature	Key Values
Minimum Temperature T_{Smin}	150°C
Maximum Temperatur T_{Smax}	200°C
Duration $T_{Smin} - T_{Smax}$	60-180s
Soldering Range Temperature T_L	217°C
Duration above T_L	60-180s
Ramp-Up Rate $T_{Smax} - T_P$	max. 3°C / s
Peak Temperature T_P	260°C ±5
Duration Peak Temperature	20-40s
Ramp-Down Rate $T_{Pmax} - T_{Smin}$	6°C / s
Duration 25°C - Peak Temp. T_P	Max. 8min

